

PCN/Place Partnership  
Data Packs 2022  
Batley and Birstall

# Contents

This pack is intended to be viewed alongside the overall data pack for Kirklees:

[https://observatory.kirklees.gov.uk/wp-content/uploads/PCN\\_data\\_pack\\_2022\\_Kirklees.pdf](https://observatory.kirklees.gov.uk/wp-content/uploads/PCN_data_pack_2022_Kirklees.pdf)

## **Contents**

[PCN registered population, by age and sex](#) (NHS Digital, GP registered patients April 2022)

Indicators from 2021 CLiK survey:

[Overview and comparison with Kirklees average](#)

[Narrative summary](#)

[List of indicators where this PCN is amongst the best or worst compared with other Kirklees PCNs](#)

[Comparison of self-reported long-term conditions](#)

Navigation is provided on each page via the following buttons:



Previous page



Home page



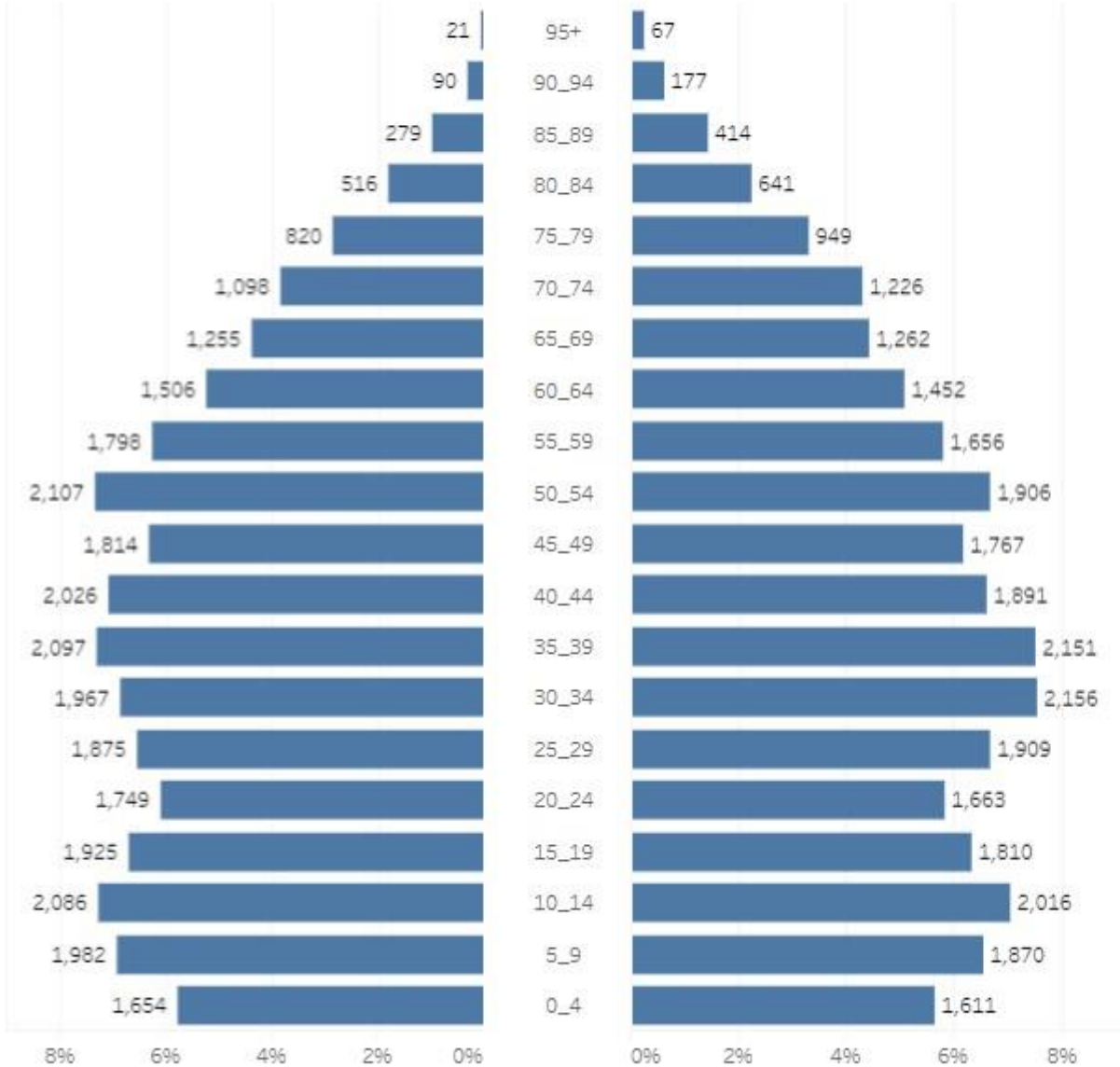
Contents page



Next page

## Registered population, April 2022

Male population (5-yr bands)



PCN

BATLEY BIRSTALL PCN

PRACTICE\_NAME

(All)

Practice locations and Ward boundaries



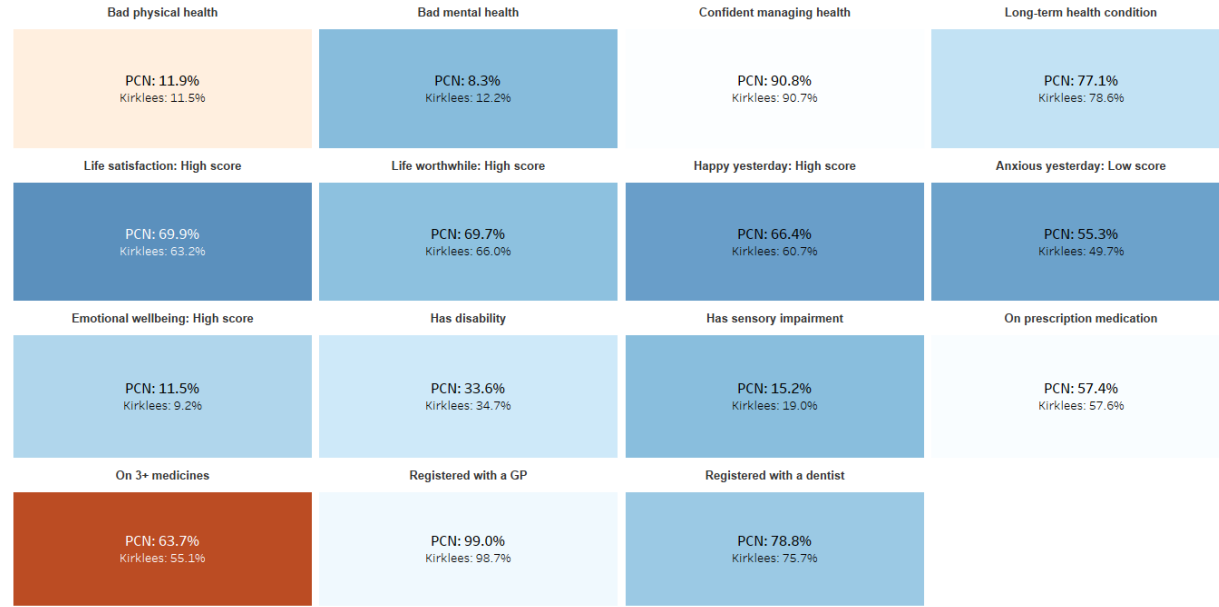
Data source: NHS Digital, GP registered patients April 2022

# Batley and Birstall PCN



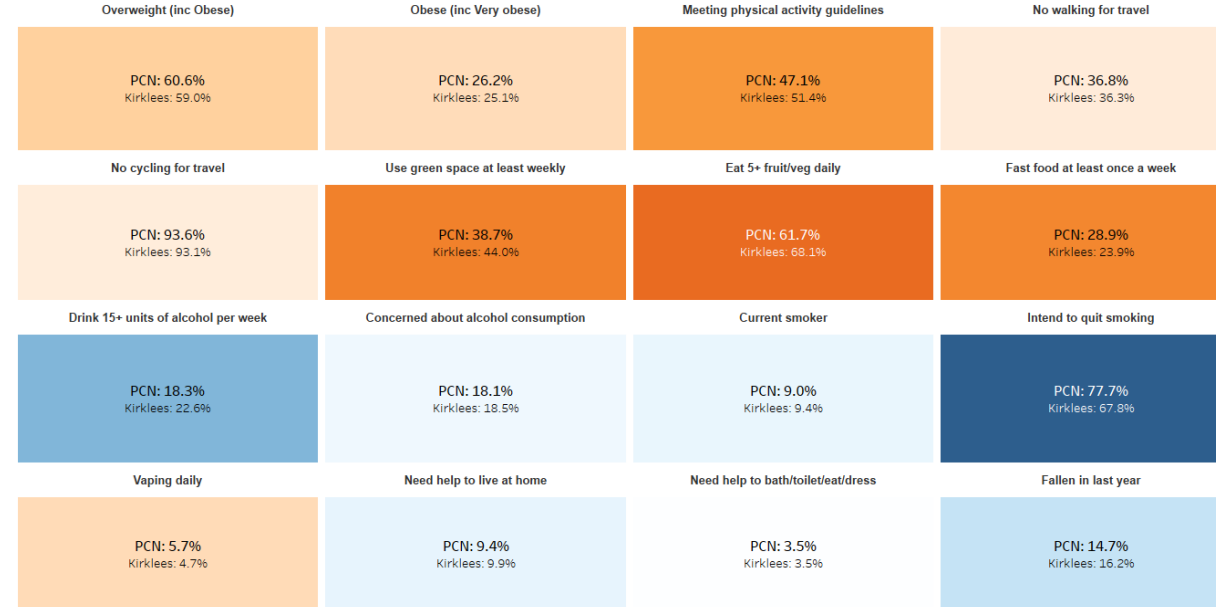
## Health

PCN  
BATLEY BIRSTALL PCN



## Behaviours

PCN  
BATLEY BIRSTALL PCN



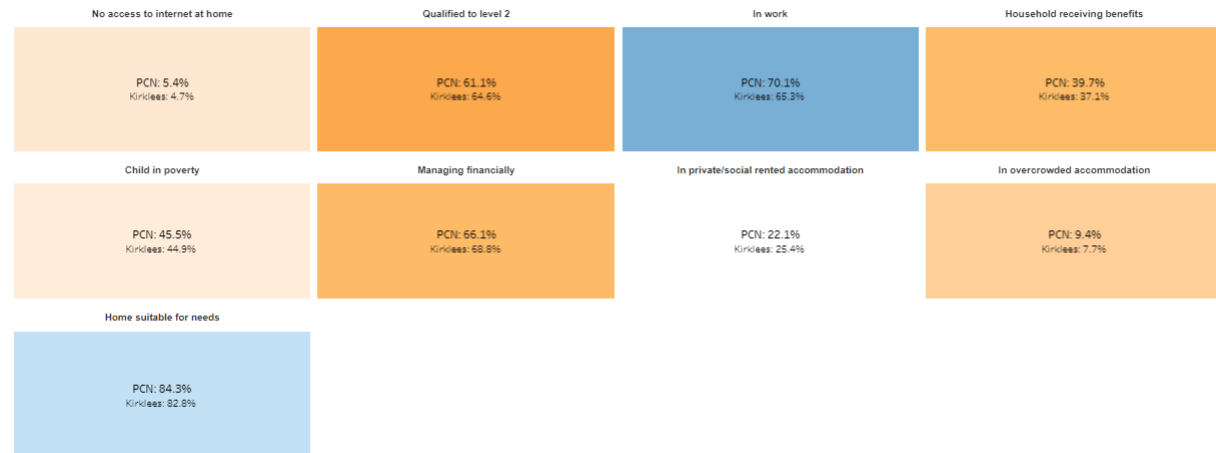
## Community

PCN  
BATLEY BIRSTALL PCN



## Wider factors

PCN  
BATLEY BIRSTALL PCN



# Summary of differences: Batley & Birstall PCN

## **CLiK summary**

Across 52 indicators, Batley and Birstall PCN was one of the best three PCNs for 16 indicators and one of the worst three PCNs for 12 indicators. A higher proportion of residents in Batley and Birstall had intentions to quit smoking compared to Kirklees overall. Residents were also more likely to agree that the things they do in life are worthwhile, and were more likely to be happy.

Residents within the Batley and Birstall PCN area were more likely on average to have 3 or more prescription medicines. They were also less likely to eat five portions of fruit and vegetables per day compared to the Kirklees average. Residents in the Batley West ward were the most likely to say their overall physical health was bad or very bad compared to wards across Kirklees.

## **CLiK: Long-term health conditions**

Anxiety and depression were the most reported LTC for Batley and Birstall PCN, with rates slightly lower for both compared to the Kirklees average. There are higher rates of high blood pressure and musculoskeletal/rheumatological conditions compared to Kirklees overall in Batley and Birstall PCN.

# Summary of differences: Batley & Birstall PCN

CLiK indicators where the PCN was in the best third (top 3) or worst third (bottom 3) of Kirklees PCNs

## Best third

Intentions to quit smoking	9.9%
Life satisfaction	6.7%
Happiness: high score	5.8%
Anxious: low score	5.6%
Working	4.8%
Drink alcohol in excess	4.3%
Bad mental health	4.0%
Sensory impairment	3.9%
Feel life is worthwhile	3.7%
Have help if needed	3.2%
Registered with a dentist	3.1%
Mental wellbeing: high	2.3%
Always lonely	1.6%
Home suitable for needs	1.6%
Fallen in last year	1.4%
Feel safe after dark	0.1%

## Worst third

3+ prescription medicines	-8.6%
5+ fruit and veg	-6.3%
Satisfied with local area	-6.2%
Use green space weekly	-5.3%
Eat Fast food at least once a week	-5.0%
Volunteered in last 12 months	-4.5%
Discrimination: ethnicity	-4.4%
Qualified to Level 2	-3.5%
Tenancy *	-3.3%
Overweight (any)	-1.6%
Vape daily	-1.1%
No internet access at home	-0.7%

Note: Values are differences in percentage points to the Kirklees average. Positive values are better than average (i.e. higher for positive indicators and lower for negative indicators); negative values are worse than average (i.e. lower for positive indicators and higher for negative indicators)

\*Tenancy (rented accommodation) is here treated as a positive indicator

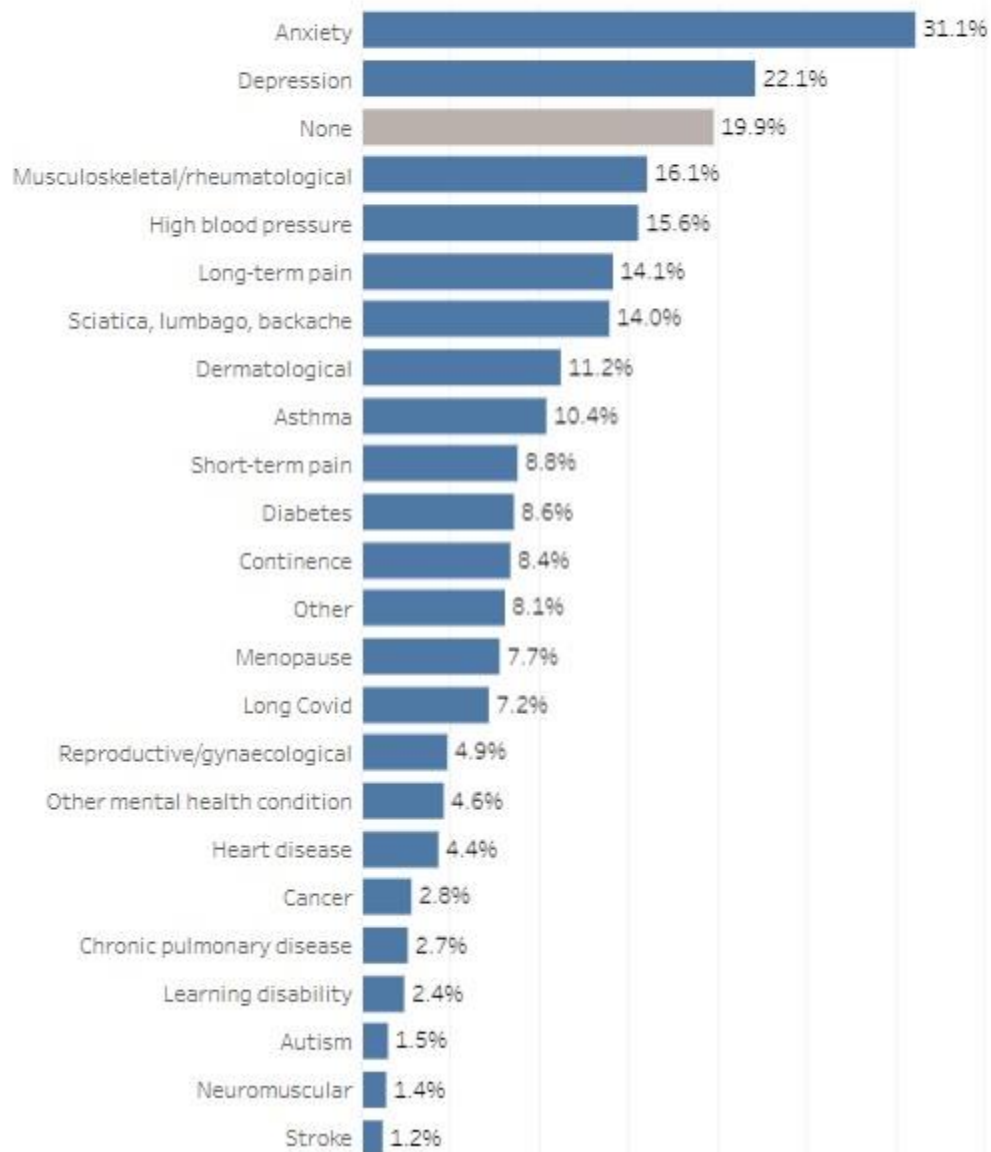
## Self-reported long-term conditions (CLiK 2021)

PCN

BATLEY BIRSTALL PCN



### LTCs: Kirklees



### LTCs: PCN

